



# Biomimetic

CORAL

**Product catalogue**



AVINENT®  
Implant System



CORAL is the first implant system developed by AVINENT and came about as a result of intensive research in the fields of biomedicine and materials engineering.

CORAL implants have proven their outstanding predictability and supreme reliability during the years they have been present on the market. Their remarkable shape and innovative Biomimetic surface give excellent aesthetic results.





## Contents

<b>Surgical phase</b> .....	4
<b>EC</b> External connection.....	4
<b>IC</b> Internal connection .....	6
<b>Accessories</b> .....	8
<b>Instruments and surgical kit</b> .....	10
<b>Drilling speed</b> .....	11
<b>Drill-bit length and marking</b> .....	11
<b>AVINENT drilling protocol</b> .....	12
<b>Sterilization and packaging</b> .....	14
<b>AVINENT Guide Surgery</b> .....	16
<b>Surgical motors</b> .....	16
<b>Radiographic template</b> .....	16
<b>Product index</b> .....	17



**EC** EXTERNAL CONNECTION

## Surgical phase

	Platform Ø 3,5 mm					
	Ø 3,3 mm		Ø 3,3 mm		Ø 3,8 mm	
		Ref.		Ref.		Ref.
<b>Implant</b> 	-	-	-	-	3,8 x 7 mm	0836
	-	-	-	-	3,8 x 8,5 mm	0122
	3,3 x 10 mm	0123	3,3 x 10 mm	0184	3,8 x 10 mm	0121
	3,3 x 11,5 mm	0124	3,3 x 11,5 mm	0185	3,8 x 11,5 mm	0126
	3,3 x 13 mm	0125	3,3 x 13 mm	0186	3,8 x 13 mm	0127
	-	-	3,3 x 15 mm	0187	3,8 x 15 mm	0128
	-	-	-	-	-	-
<b>Healing abutment</b> 	4 x 3 mm	0030	4 x 3 mm	3363	4 x 3 mm	3363
	4 x 4 mm	0031	4 x 5 mm	3364	4 x 5 mm	3364
	4 x 5 mm	0032	4 x 7 mm	3365	4 x 7 mm	3365
	5 x 3 mm	0033	5 x 3 mm	0036	5 x 3 mm	0036
	5 x 4 mm	0034	5 x 4 mm	0037	5 x 4 mm	0037
	5 x 5 mm	0035	5 x 5 mm	0003	5 x 5 mm	0003
	-	-	5 x 7 mm	0038	5 x 7 mm	0038
	-	-	-	-	-	-
<b>Anatomic healing abutment</b> 	5 x 3 mm	0171	5 x 3 mm	0174	5 x 3 mm	0174
	5 x 4 mm	0172	5 x 4 mm	0175	5 x 4 mm	0175
	5 x 5 mm	0173	5 x 5 mm	0176	5 x 5 mm	0176
	-	-	5 x 7 mm	0177	5 x 7 mm	0177
	-	-	-	-	-	-
<b>Anatomic healing abutment PEEK</b> 	-	-	6 x 5 mm	3366	6 x 5 mm	3366
	-	-	8 x 5 mm	3367	8 x 5 mm	3367





# metlic CORAL

Platform Ø 4,1 mm				Platform Ø 5,1 mm			
Ø 4,0 mm		Ø 4,2 mm		Ø 4,8 mm		Ø 4,8 mm	
	Ref.		Ref.		Ref.		Ref.
4,0 x 7 mm	0837	4,2 x 7 mm	0838	4,8 x 7 mm	0840	4,8 x 7 mm	0839
4,0 x 8,5 mm	0129	4,2 x 8,5 mm	0133	4,8 x 8,5 mm	0560	4,8 x 8,5 mm	0138
4,0 x 10 mm	0130	4,2 x 10 mm	0134	4,8 x 10 mm	0561	4,8 x 10 mm	0139
4,0 x 11,5 mm	0001	4,2 x 11,5 mm	0135	4,8 x 11,5 mm	0562	4,8 x 11,5 mm	0140
4,0 x 13 mm	0131	4,2 x 13 mm	0136	4,8 x 13 mm	0563	4,8 x 13 mm	0141
4,0 x 15 mm	0132	4,2 x 15 mm	0137	-	-	-	-
4 x 3 mm	3363	4 x 3 mm	3363	4 x 3 mm	3363	6 x 3 mm	0039
4 x 5 mm	3364	4 x 5 mm	3364	4 x 5 mm	3364	6 x 4 mm	0040
4 x 7 mm	3365	4 x 7 mm	3365	4 x 7 mm	3365	6 x 5 mm	0041
5 x 3 mm	0036	5 x 3 mm	0036	5 x 3 mm	0036	-	-
5 x 4 mm	0037	5 x 4 mm	0037	5 x 4 mm	0037	-	-
5 x 5 mm	0003	5 x 5 mm	0003	5 x 5 mm	0003	-	-
5 x 7 mm	0038	5 x 7 mm	0038	5 x 7 mm	0038	-	-
5 x 3 mm	0174	5 x 3 mm	0174	5 x 3 mm	0174	6 x 3 mm	0178
5 x 4 mm	0175	5 x 4 mm	0175	5 x 4 mm	0175	6 x 4 mm	0179
5 x 5 mm	0176	5 x 5 mm	0176	5 x 5 mm	0176	6 x 5 mm	0180
5 x 7 mm	0177	5 x 7 mm	0177	5 x 7 mm	0177	-	-
6 x 5 mm	3366	6 x 5 mm	3366	6 x 5 mm	3366	6 x 5 mm	3368
8 x 5 mm	3367	8 x 5 mm	3367	8 x 5 mm	3367	8 x 5 mm	3369



**IC** INTERNAL CONNECTION

## Surgical phase












		Platform Ø 3,5 mm			
		Ø 3,3 mm	Ref.	Ø 3,3 mm	Ref.
<b>Implant</b>		-	-	-	-
		-	-	-	-
		3,3 x 10 mm	0385	3,3 x 10 mm	0408
		3,3 x 11,5 mm	0386	3,3 x 11,5 mm	0409
		3,3 x 13 mm	0387	3,3 x 13 mm	0410
		3,3 x 15 mm	0388	3,3 x 15 mm	0411
<b>Anatomic healing abutment</b>					
					
		3,5 x 3 mm	3370	3,5 x 3 mm	3370
		3,5 x 5 mm	3371	3,5 x 5 mm	3371
		3,5 x 7 mm	3372	3,5 x 7 mm	3372
		4,5 x 2 mm	0465	4,5 x 2 mm	0465
		4,5 x 3 mm	0466	4,5 x 3 mm	0466
		4,5 x 4 mm	0467	4,5 x 4 mm	0467
		4,5 x 5 mm	0468	4,5 x 5 mm	0468
		4,5 x 7 mm	0469	4,5 x 7 mm	0469
		5,5 x 3 mm	0471	5,5 x 3 mm	0471
		5,5 x 4 mm	0472	5,5 x 4 mm	0472
		5,5 x 5 mm	0473	5,5 x 5 mm	0473
		5,5 x 7 mm	0474	5,5 x 7 mm	0474
		6,5 x 3 mm	2737	6,5 x 3 mm	2737
		6,5 x 4 mm	2727	6,5 x 4 mm	2727
		6,5 x 5 mm	2726	6,5 x 5 mm	2726
<b>Aesthetic healing abutment</b>					
					
		4,5 x 2 mm	0607	4,5 x 2 mm	0607
		4,5 x 3 mm	0608	4,5 x 3 mm	0608
		4,5 x 4 mm	0609	4,5 x 4 mm	0609
		4,5 x 5 mm	0610	4,5 x 5 mm	0610
		4,5 x 6 mm	0611	4,5 x 6 mm	0611
		4,5 x 7 mm	0612	4,5 x 7 mm	0612
<b>Anatomic healing abutment PEEK</b>					
					
		6 x 5 mm	3373	6 x 5 mm	3373
		8 x 5 mm	3481	8 x 5 mm	3481

# metlic CORAL













## Platform Ø 4,1 mm

Ø 3,8 mm		Ø 4,0 mm		Ø 4,2 mm		Ø 4,8 mm	
	Ref.		Ref.		Ref.		Ref.
3,8 x 7 mm	0841	4,0 x 7 mm	0842	4,2 x 7 mm	0843	4,8 x 7 mm	0844
3,8 x 8,5 mm	0389	4,0 x 8,5 mm	0394	4,2 x 8,5 mm	0399	4,8 x 8,5 mm	0404
3,8 x 10 mm	0390	4,0 x 10 mm	0395	4,2 x 10 mm	0400	4,8 x 10 mm	0405
3,8 x 11,5 mm	0391	4,0 x 11,5 mm	0396	4,2 x 11,5 mm	0401	4,8 x 11,5 mm	0406
3,8 x 13 mm	0392	4,0 x 13 mm	0397	4,2 x 13 mm	0402	4,8 x 13 mm	0407
3,8 x 15 mm	0393	4,0 x 15 mm	0398	4,2 x 15 mm	0403	-	-
3,5 x 3 mm	3370	3,5 x 3 mm	3370	3,5 x 3 mm	3370	3,5 x 3 mm	3370
3,5 x 5 mm	3371	3,5 x 5 mm	3371	3,5 x 5 mm	3371	3,5 x 5 mm	3371
3,5 x 7 mm	3372	3,5 x 7 mm	3372	3,5 x 7 mm	3372	3,5 x 7 mm	3372
4,5 x 2 mm	0465	4,5 x 2 mm	0465	4,5 x 2 mm	0465	4,5 x 2 mm	0465
4,5 x 3 mm	0466	4,5 x 3 mm	0466	4,5 x 3 mm	0466	4,5 x 3 mm	0466
4,5 x 4 mm	0467	4,5 x 4 mm	0467	4,5 x 4 mm	0467	4,5 x 4 mm	0467
4,5 x 5 mm	0468	4,5 x 5 mm	0468	4,5 x 5 mm	0468	4,5 x 5 mm	0468
4,5 x 7 mm	0469	4,5 x 7 mm	0469	4,5 x 7 mm	0469	4,5 x 7 mm	0469
5,5 x 3 mm	0471	5,5 x 3 mm	0471	5,5 x 3 mm	0471	5,5 x 3 mm	0471
5,5 x 4 mm	0472	5,5 x 4 mm	0472	5,5 x 4 mm	0472	5,5 x 4 mm	0472
5,5 x 5 mm	0473	5,5 x 5 mm	0473	5,5 x 5 mm	0473	5,5 x 5 mm	0473
5,5 x 7 mm	0474	5,5 x 7 mm	0474	5,5 x 7 mm	0474	5,5 x 7 mm	0474
6,5 x 3 mm	2737	6,5 x 3 mm	2737	6,5 x 3 mm	2737	6,5 x 3 mm	2737
6,5 x 4 mm	2727	6,5 x 4 mm	2727	6,5 x 4 mm	2727	6,5 x 4 mm	2727
6,5 x 5 mm	2726	6,5 x 5 mm	2726	6,5 x 5 mm	2726	6,5 x 5 mm	2726
4,5 x 2 mm	0607	4,5 x 2 mm	0607	4,5 x 2 mm	0607	4,5 x 2 mm	0607
4,5 x 3 mm	0608	4,5 x 3 mm	0608	4,5 x 3 mm	0608	4,5 x 3 mm	0608
4,5 x 4 mm	0609	4,5 x 4 mm	0609	4,5 x 4 mm	0609	4,5 x 4 mm	0609
4,5 x 5 mm	0610	4,5 x 5 mm	0610	4,5 x 5 mm	0610	4,5 x 5 mm	0610
4,5 x 6 mm	0611	4,5 x 6 mm	0611	4,5 x 6 mm	0611	4,5 x 6 mm	0611
4,5 x 7 mm	0612	4,5 x 7 mm	0612	4,5 x 7 mm	0612	4,5 x 7 mm	0612
6 x 5 mm	3373	6 x 5 mm	3373	6 x 5 mm	3373	6 x 5 mm	3373
8 x 5 mm	3481	8 x 5 mm	3481	8 x 5 mm	3481	8 x 5 mm	3481

# Accessories

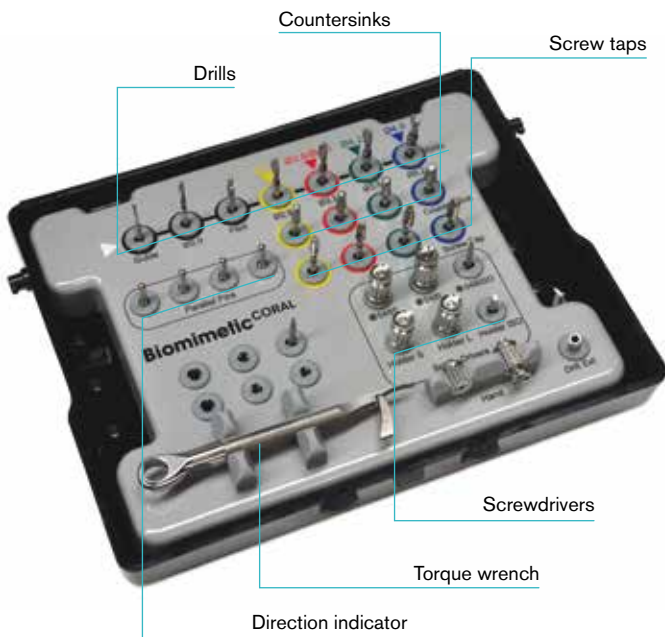
		Ref.	
	<b>Sterilization cassette CORAL</b>	0296	
	<b>Sterilization cassette 3x6"</b>	0526	
	<b>Radel plate 3x6"</b>	0527	
	<b>Surgical motor Bien-Air</b>	-	
	<b>Surgical motor W&amp;H</b>	-	
	<b>Torque wrench</b>	0295	
	<b>Holding tool EC/IC</b>	0651	
			
	<b>Implant depth gauge</b>	0652	
			
<b>Screwdrivers</b>			
		Screwdriver ISO 1797 (035)	0082
		Screwdriver ISO 1797 S (048)	0644
		Screwdriver ISO 1797 L (048)	0277
		Screwdriver ISO 1797 XL (048)	0645
		Implant driver ISO 1797 EC/IC S (2.5)	2693
		Implant driver ISO 1797 EC/IC L (2.5)	0300
		Implant driver ISO 1797 W&H EC/IC (2.5)	2692
		Screwdriver gold screw ISO 1797	0263
		Screwdriver Rhein 83 abutment	
		Screwdriver grooved screw ISO 1797	0267
		Screwdriver impression coping closed tray ISO 1797	0723
		Screwdriver transepithelial abutment ISO 1797 S	0328
		Screwdriver transepithelial abutment ISO 1797 L	0726
		Screwdriver transepithelial angled abutment ISO 1797 S	0804
		Screwdriver transepithelial angled abutment ISO 1797 L	0648
<b>Screwdriver handle</b>		Handle ISO 1797 S	0791
		Handle ISO 1797 L	0790



<b>Implant handle</b>		Implant handle S		1878	
		Implant handle L		2891	
<b>Monoblock screwdrivers</b>		Screwdriver S (048)		0274	
		Screwdriver L (048)		0275	
		Implant driver S (2.5)		0278	
		Implant driver L (2.5)		0299	
<b>Drills</b>		Pointed drill		0188	
			Pilot drill	2,0 - 2,8 mm	0094
				Twist drill	2,0 x 7 - 15 mm
		2,8 x 7 - 15 mm			0090
		3,2 x 7 - 15 mm			0091
		3,6 x 7 - 15 mm			0092
		4,2 x 7 - 13 mm			0093
			Short twist drill	2,0 x 7 - 10 mm	0868
				2,8 x 7 - 10 mm	0869
				3,2 x 7 - 10 mm	0870
3,6 x 7 - 10 mm	0871				
4,2 x 7 - 10 mm	0872				
	Hard bone twist drill	3,4 x 7 - 15 mm	0873		
		3,9 x 7 - 15 mm	0888		
		4,5 x 7 - 13 mm	0889		
<b>Countersink</b>		3,3 mm	0095		
		3,8 mm	0096		
		4,0 mm	0096		
		4,2 mm	0097		
		4,8 mm	0098		
<b>Screw tap</b>		3,3 mm	0099		
		3,8 mm	0100		
		4,0 mm	0100		
		4,2 mm	0101		
		4,8 mm	0102		
<b>Drill stop</b>		2,0 mm	0022		
		2,8 mm	0023		
		3,2 mm	0024		
		3,6 mm	0025		
		4,2 mm	0026		
<b>Direction indicator</b>		1,9 - 2,7 mm	0021		
<b>Drill extension ISO 1797</b>			0655		

## Instruments and surgical kit

AVINENT supplies high-precision instruments designed specifically for inserting implants and suitable for use with internal and external connections. AVINENT's two surgical boxes allow practitioners to choose the working system that best meets their needs.



**The sterilization cassette CORAL** stands out for its clear layout and attractive design, making it easy to use. The drilling sequence is clearly indicated by means of a simple colour code according to the diameter of the selected implant. All the pieces are placed in a sterilizable tray with a seethrough lid, giving a clear view of the interior.

**The sterilization cassette 3x6"** is versatile, as it allows practitioners to select a specific sequence and take everything required for the surgical procedure with them in a small container. The box is sterilizable and can hold all the items needed for inserting implants.



### Advisable torque

Abutment screw	35 Ncm
Gold screw	35 Ncm
Transepithelial abutment	35 Ncm
Transepithelial angled abutment	20 Ncm
Transepithelial screw	20 Ncm
Overdenture abutment	20 Ncm
Scan abutment	Manual
Healing abutment PEEK	Manual
Temporary abutment PEEK	Manual
Cover screw	Manual

\* For any additional information and instrument maintenance instructions, please check [www.avinent.com](http://www.avinent.com)

## Drilling speed


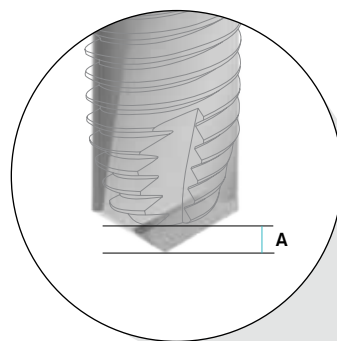
	rpm
Guide drill	800 - 1.200
Drill ø 2 mm	800 - 1.200
Pilot drill	600 - 800
Drill ø 2,8 mm	400 - 600
Drill ø 3,2 mm	200 - 400
Drill ø 3,4 mm	200 - 400
Drill ø 3,6 mm	200 - 400
Drill ø 3,9 mm	200 - 400
Drill ø 4,2 mm	200 - 400
Drill ø 4,5 mm	200 - 400
Countersink	150
Screw Tap	20

Maximum recommended torque for implant insertion:  
45-50 Ncm

Maximum recommended speed for implant insertion:  
20 rpm

## Drill-bit length and marking

AVINENT drills carry physical and laser markings to improve visibility during osteotomy, and follow a colour code according to the diameter of the implant. A two-part distinctive mark indicates those drill bits which are for hard bone. The marking corresponds to the length of the implant in crestal placement, but the distances are not absolute from the tip of the instrument to the mark. The length of the drill tip is not included in the depth mark, and so this distance must be taken into account when planning treatment and in carrying out the osteotomy.



DRILL	A
ø 2,8 mm	0,58 mm
ø 3,2 mm	0,82 mm
ø 3,6 mm	0,89 mm
ø 4,2 mm	0,89 mm

## AVINENT drilling protocol

The AVINENT drilling protocol for inserting CORAL system implants is based on the anatomical and morphological characteristics of the bone to be worked on, the aim being to achieve satisfactory primary stability and a good bone-implant contact percentage, key factors for good osseointegration. The diameter of the helicoidal drills in the system is related to the

core of the implant to be inserted. Hence it is advisable to use the system's drilling sequence and instruments. The matt finish of the drills makes it easier to locate the marks that indicate length during surgery. Due to the fact that the surface treatment of the AVINENT implant extends to the level of the platform, it is advisable to leave the implant at juxta-bone level.

\* All drills should only be used for a maximum of ten times.

\*\* Hard bone drills are identified with two color indicators.

**Implant ø 3,3 mm**

Ref.	0188	0089	0094	0090	0095	0099	
	BONE TYPE III-IV						
	BONE TYPE I-II						

**Implant ø 3,8/4,0 mm**

Ref.	0188	0089	0094	0090	0091	0873	0096	0100	
	BONE TYPE III-IV						Option 1	Option 2	
	BONE TYPE I-II								

**Implant ø 4,2 mm**

Ref.	0188	0089	0094	0090	0091	0092	0888	0097	0101	
	BONE TYPE III-IV						Option 1	Option 2		
	BONE TYPE I-II									

**Implant ø 4,8 mm**

Ref.	0188	0089	0094	0090	0091	0092	0093	0889	0098	0102	
	BONE TYPE III-IV						Option 1	Option 2			
	BONE TYPE I-II										



## Sterilization and packaging



IC



EC

AVINENT implants are subjected to a sterilization process in accordance with the requirements of the CE mark for medical device. AVINENT supplies its implants in packaging that is easily identified by a simple colour code.

The vial cap comes in different colours according to the diameter of the implant and has a sticker indicating the type of connection and the diameter and length of the implant.

The AVINENT implant system is sold in a sterile blister pack, which ensures that the implant is fully protected until the given expiry date, so long as it is stored in suitable conditions.

AVINENT supplies labeling with all its products that ensure every item can be properly traced by means of stickers that can be used in the patient's clinical history or in any other documentation required.

### Opening the packaging

Open the box and take out the blister pack.

Open the blister pack and leave the vial containing the implant in the sterile working area, avoiding contact with any item that is not sterile. The sterile blister pack must not be opened prior to use.

Open the vial by gripping the coloured cap with one hand while holding the transparent part in the other.

Fit the implant driver (manual or hand piece) into the implant holder.

Press to make a tight fit and raise the implant set slightly.

Open the black cap on the bottom of the vial to remove the cover screw.



Blister pack (front and back)



Vial



Opening the vial



Opened vial

### Information on the box

Rx only

**CE** 0197 **Biomimetic** CORAL

Manufacturer: AVINENT Implant System S.L., Pol. Ind. Santa Anna I, E08251 Santpedor(Barcelona) Spain, **STERILE R** Do not reuse Consult instructions for use

### Implant box label

Implant EC  
 $\varnothing$  3.3 x 10 (3.5)  
 REF 0123

ES Implante  
 PT Implante  
 FR Implant

**LOT** xxxxx

use by YYY-YY-MM

### Labels that make the product traceable

AVINENT  
 Implant EC  $\varnothing$  3.3 x 10 (3.5)  
 REF 0123 **LOT** xxxxx  
**STERILE R** YYY-YY-MM

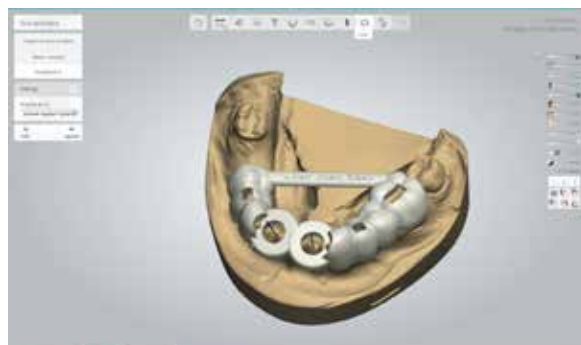
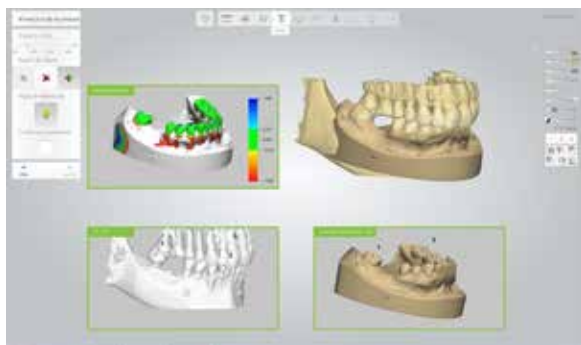
AVINENT  
 Implant EC  $\varnothing$  3.3 x 10 (3.5)  
 REF 0123 **LOT** xxxxx  
**STERILE R** YYY-YY-MM

AVINENT  
 Implant EC  $\varnothing$  3.3 x 10 (3.5)  
 REF 0123 **LOT** xxxxx  
**STERILE R** YYY-YY-MM

AVINENT  
 Purchasing / Compra  
 REF 0123  
**LOT** xxxxx

Implant EC/IC	External/internal connection indicator
$\varnothing$ 3.3 x 10 (3.5)	Diameter x length (implant holder)
REF 0123	Reference number
<b>LOT</b> xxxxx	Batch code
YYY-YY-MM	Expiry date
<b>STERILE R</b>	Sterile. Sterilization method: radiation
	Do not re-use
	Consult instructions for use
	Manufacturer
<b>CE</b> 0197	CE Mark NB num 0197. TÜV Rheinland
Rx only	(For the USA only) CAUTION: Federal law restricts this device to sale by or on the order of a physician

## AVINENT Guided Surgery



### AVINENT Guided Surgery

- Implant Studio (implant planning and guided surgery)
- Simplant (implant planning)
- Dental Wings (implant planning)

### CT or CBCT Scanners. Available libraries for:

- NewTom
- Carestream
- (More coming soon)

## Radiographic template


The radiographic template is a guide to help practitioners precisely select the appropriate implant diameter and length.

To adapt it to the proportions of the x-ray, the dimensions of the implant are shown at a scale 1:1 and 1.25:1.

## Surgical motors

AVINENT offers a wide range of surgical motors designed for many clinical applications, produced by leading brands in the industry. Intended to simplify daily practice and for multiple users, they can be adapted to suit each practitioner's needs by allowing the entire drilling sequence to be customised.

Our surgical motors are ergonomically designed, easy to use and significantly help to reduce tiredness. They give implantology specialists a surgical unit for everyday use in safely carrying out oral procedures. All the surgical motors have been designed with the aim of minimising size and weight, to improve the balance of the instrument and motor in the practitioner's hand and thereby reduce tiredness during long treatments.





## Product index

Ref.	Description	Page	Ref.	Description	Page
0001	Implant EC 4,0 x 11,5 (4,1)	5	0133	Implant EC 4,2 x 8,5 (4,1)	5
0003	Healing abutment EC 4,1 x 5 x 5	4, 5	0134	Implant EC 4,2 x 10 (4,1)	5
0021	Direction indicator $\varnothing$ 1,9 - $\varnothing$ 2,7	9	0135	Implant EC 4,2 x 11,5 (4,1)	5
0022	Drill stop $\varnothing$ 2,0	9	0136	Implant EC 4,2 x 13 (4,1)	5
0023	Drill stop $\varnothing$ 2,8	9	0137	Implant EC 4,2 x 15 (4,1)	5
0024	Drill stop $\varnothing$ 3,2	9	0138	Implant EC 4,8 x 8,5 (5,1)	5
0025	Drill stop $\varnothing$ 3,6	9	0139	Implant EC 4,8 x 10 (5,1)	5
0026	Drill stop $\varnothing$ 4,2	9	0140	Implant EC 4,8 x 11,5 (5,1)	5
0030	Healing abutment EC 3,5 x 4 x 3	4	0141	Implant EC 4,8 x 13 (5,1)	5
0031	Healing abutment EC 3,5 x 4 x 4	4	0171	Anatomic healing abutment EC 3,5 x 5 x 3	4
0032	Healing abutment EC 3,5 x 4 x 5	4	0172	Anatomic healing abutment EC 3,5 x 5 x 4	4
0033	Healing abutment EC 3,5 x 5 x 3	4	0173	Anatomic healing abutment EC 3,5 x 5 x 5	4
0034	Healing abutment EC 3,5 x 5 x 4	4	0174	Anatomic healing abutment EC 4,1 x 5 x 3	4, 5
0035	Healing abutment EC 3,5 x 5 x 5	4	0175	Anatomic healing abutment EC 4,1 x 5 x 4	4, 5
0036	Healing abutment EC 4,1 x 5 x 3	4, 5	0176	Anatomic healing abutment EC 4,1 x 5 x 5	4, 5
0037	Healing abutment EC 4,1 x 5 x 4	4, 5	0177	Anatomic healing abutment EC 4,1 x 5 x 7	4, 5
0038	Healing abutment EC 4,1 x 5 x 7	4, 5	0178	Anatomic healing abutment EC 5,1 x 6 x 3	5
0039	Healing abutment EC 5,1 x 6 x 3	5	0179	Anatomic healing abutment EC 5,1 x 6 x 4	5
0040	Healing abutment EC 5,1 x 6 x 4	5	0180	Anatomic healing abutment EC 5,1 x 6 x 5	5
0041	Healing abutment EC 5,1 x 6 x 5	5	0184	Implant EC 3,3 x 10 (4,1)	4
0082	Screwdriver ISO 1797 (035)	8	0185	Implant EC 3,3 x 11,5 (4,1)	4
0089	Twist drill $\varnothing$ 2,0 x 7,0 - 15	9	0186	Implant EC 3,3 x 13 (4,1)	4
0090	Twist drill $\varnothing$ 2,8 x 7,0 - 15	9	0187	Implant EC 3,3 x 15 (4,1)	4
0091	Twist drill $\varnothing$ 3,2 x 7,0 - 15	9	0188	Pointed drill	9
0092	Twist drill $\varnothing$ 3,6 x 7,0 - 15	9	0263	Screwdriver gold screw ISO 1797 Screwdriver Rhein 83 abutment	8
0093	Twist drill $\varnothing$ 4,2 x 7,0 - 13	9	0267	Screwdriver grooved screw ISO 1797	8
0094	Pilot drill $\varnothing$ 2,0 - $\varnothing$ 2,8 x 7	9	0274	Screwdriver S (048)	9
0095	Countersink 3,3	9	0275	Screwdriver L (048)	9
0096	Countersink 3,8 - 4,0	9	0277	Screwdriver ISO 1797 L (048)	8
0097	Countersink 4,2	9	0278	Implant driver S ( 2,5)	9
0098	Countersink 4,8	9	0295	Torque wrench	8
0099	Screw tap 3,3	9	0296	Sterilization cassette CORAL	8
0100	Screw tap 3,8 - 4,0	9	0299	Implant driver L (2,5)	9
0101	Screw tap 4,2	9	0300	Implant driver ISO 1797 EC/IC L (2,5)	8
0102	Screw tap 4,8	9	0328	Screwdriver transepithelial abutment ISO 1797 S	8
0121	Implant EC 3,8 x 10 (4,1)	4	0385	Implant IC 3,3 x 10 (3,5)	6
0122	Implant EC 3,8 x 8,5 (4,1)	4	0386	Implant IC 3,3 x 11,5 (3,5)	6
0123	Implant EC 3,3 x 10 (3,5)	4	0387	Implant IC 3,3 x 13 (3,5)	6
0124	Implant EC 3,3 x 11,5 (3,5)	4	0388	Implant IC 3,3 x 15 (3,5)	6
0125	Implant EC 3,3 x 13 (3,5)	4	0389	Implant IC 3,8 x 8,5 (4,1)	7
0126	Implant EC 3,8 x 11,5 (4,1)	4	0390	Implant IC 3,8 x 10 (4,1)	7
0127	Implant EC 3,8 x 13 (4,1)	4	0391	Implant IC 3,8 x 11,5 (4,1)	7
0128	Implant EC 3,8 x 15 (4,1)	4	0392	Implant IC 3,8 x 13 (4,1)	7
0129	Implant EC 4,0 x 8,5 (4,1)	5	0393	Implant IC 3,8 x 15 (4,1)	7
0130	Implant EC 4,0 x 10 (4,1)	5	0394	Implant IC 4,0 x 8,5 (4,1)	7
0131	Implant EC 4,0 x 13 (4,1)	5	0395	Implant IC 4,0 x 10 (4,1)	7
0132	Implant EC 4,0 x 15 (4,1)	5			

Ref.	Description	Page
0396	Implant IC 4,0 x 11,5 (4,1)	7
0397	Implant IC 4,0 x 13 (4,1)	7
0398	Implant IC 4,0 x 15 (4,1)	7
0399	Implant IC 4,2 x 8,5 (4,1)	7
0400	Implant IC 4,2 x 10 (4,1)	7
0401	Implant IC 4,2 x 11,5 (4,1)	7
0402	Implant IC 4,2 x 13 (4,1)	7
0403	Implant IC 4,2 x 15 (4,1)	7
0404	Implant IC 4,8 x 8,5 (4,1)	7
0405	Implant IC 4,8 x 10 (4,1)	7
0406	Implant IC 4,8 x 11,5 (4,1)	7
0407	Implant IC 4,8 x 13 (4,1)	7
0408	Implant IC 3,3 x 10 (4,1)	6
0409	Implant IC 3,3 x 11,5 (4,1)	6
0410	Implant IC 3,3 x 13 (4,1)	6
0411	Implant IC 3,3 x 15 (4,1)	6
0465	Anatomic healing abutment IC 3,5/4,1 x 4,5 x 2	6, 7
0466	Anatomic healing abutment IC 3,5/4,1 x 4,5 x 3	6, 7
0467	Anatomic healing abutment IC 3,5/4,1 x 4,5 x 4	6, 7
0468	Anatomic healing abutment IC 3,5/4,1 x 4,5 x 5	6, 7
0469	Anatomic healing abutment IC 3,5/4,1 x 4,5 x 7	6, 7
0471	Anatomic healing abutment IC 3,5/4,1 x 5,5 x 3	6, 7
0472	Anatomic healing abutment IC 3,5/4,1 x 5,5 x 4	6, 7
0473	Anatomic healing abutment IC 3,5/4,1 x 5,5 x 5	6, 7
0474	Anatomic healing abutment IC 3,5/4,1 x 5,5 x 7	6, 7
0526	Sterilization cassette 3x6"	8
0527	Radel plate 3x6"	8
0560	Implant EC 4,8 x 8,5 (4,1)	5
0561	Implant EC 4,8 x 10 (4,1)	5
0562	Implant EC 4,8 x 11,5 (4,1)	5
0563	Implant EC 4,8 x 13 (4,1)	5
0607	Aesthetic healing abutment IC 4,5 x 2	6, 7
0608	Aesthetic healing abutment IC 4,5 x 3	6, 7
0609	Aesthetic healing abutment IC 4,5 x 4	6, 7
0610	Aesthetic healing abutment IC 4,5 x 5	6, 7
0611	Aesthetic healing abutment IC 4,5 x 6	6, 7
0612	Aesthetic healing abutment IC 4,5 x 7	6, 7
0644	Screwdriver S ISO 1797 (048)	8
0645	Screwdriver XL ISO 1797 (048)	8
0648	Screwdriver transepithelial angled abutment ISO 1797 L	8
0651	Holding tool EC/IC	8
0652	Implant depth gauge	8
0655	Drill extension ISO 1797	9
0723	Screwdriver coping closed tray ISO 1797	8
0726	Screwdriver transepithelial abutment ISO 1797 L	8
0790	Handle L ISO 1797	8

Ref.	Description	Page
0791	Handle S ISO 1797	8
0804	Screwdriver transepithelial angled abutment ISO 1797 S	8
0836	Implant EC 3,8 x 7 (4,1)	4
0837	Implant EC 4,0 x 7 (4,1)	5
0838	Implant EC 4,2 x 7 (4,1)	5
0839	Implant EC 4,8 x 7 (5,1)	5
0840	Implant EC 4,8 x 7 (4,1)	5
0841	Implant IC 3,8 x 7 (4,1)	7
0842	Implant IC 4,0 x 7 (4,1)	7
0843	Implant IC 4,2 x 7 (4,1)	7
0844	Implant IC 4,8 x 7 (4,1)	7
0868	Twist drill ø 2,0 x 7,0 - 10	9
0869	Twist drill ø 2,8 x 7,0 - 10	9
0870	Twist drill ø 3,2 x 7,0 - 10	9
0871	Twist drill ø 3,6 x 7,0 - 10	9
0872	Twist drill ø 4,2 x 7,0 - 10	9
0873	Twist drill ø 3,4 x 7,0 - 15	9
0888	Twist drill ø 3,9 x 7,0 - 15	9
0889	Twist drill ø 4,5 x 7,0 - 15	9
1878	Implant handle S	9
2692	Implant driver ISO 1797 W&H EC/IC (2,5)	8
2693	Implant driver ISO 1797 EC/IC S (2,5)	8
2726	Anatomic healing abutment IC 3,5/4,1 x 6,5 x 5	6, 7
2727	Anatomic healing abutment IC 3,5/4,1 x 6,5 x 4	6, 7
2737	Anatomic healing abutment IC 3,5/4,1 x 6,5 x 3	6, 7
2891	Implant handle L	9
3363	Healing abutment EC 4,1 x 4 x 3	4
3364	Healing abutment EC 4,1 x 4 x 5	4
3365	Healing abutment EC 4,1 x 4 x 7	4
3366	Anatomic healing abutment PEEK EC 4,1 x 6 x 5	4, 5
3367	Anatomic healing abutment PEEK EC 4,1 x 8 x 5	4, 5
3368	Anatomic healing abutment PEEK EC 5,1 x 6 x 5	5
3369	Anatomic healing abutment PEEK EC 5,1 x 8 x 5	5
3370	Anatomic healing abutment IC 3,5/4,1 x 3,5 x 3	6, 7
3371	Anatomic healing abutment IC 3,5/4,1 x 3,5 x 5	6, 7
3372	Anatomic healing abutment IC 3,5/4,1 x 3,5 x 7	6, 7
3373	Anatomic healing abutment PEEK IC 3,5/4,1 x 6 x 5	6, 7
3481	Anatomic healing abutment PEEK IC 3,5/4,1 x 8 x 5	6, 7

\*The availability of the products in this catalog may vary depending on the country where you are based. Please contact your AVINENT distributor for further information.



# AVINENT®

Implant System

Carretera de Navarcles, 107  
Pol. Industrial Santa Anna I - Apartado 20  
08251 Santpedor (Barcelona) - España  
T. (+34) 902 38 38 48 - F. (+34) 93 827 38 73  
[www.avinent.com](http://www.avinent.com) - [avinent@avinent.com](mailto:avinent@avinent.com)



Management  
System  
ISO 9001:2008  
ISO 13485:2003



[www.tuv.com](http://www.tuv.com)  
ID 0000040371



**AVINENT AUSTRALIA**  
[australia@avinent.com](mailto:australia@avinent.com)

**AVINENT CROATIA**  
[croatia@avinent.com](mailto:croatia@avinent.com)

**AVINENT PORTUGAL**  
[portugal@avinent.com](mailto:portugal@avinent.com)

**AVINENT USA**  
[usa@avinent.com](mailto:usa@avinent.com)

**AVINENT BENELUX**  
[benelux@avinent.com](mailto:benelux@avinent.com)

**AVINENT FRANCE**  
[france@avinent.com](mailto:france@avinent.com)

**AVINENT ROMANIA**  
[romania@avinent.com](mailto:romania@avinent.com)

**AVINENT CANADA**  
[info@avinentcanada.com](mailto:info@avinentcanada.com)

**AVINENT LITHUANIA**  
[lithuania@avinent.com](mailto:lithuania@avinent.com)

**AVINENT TAIWAN**  
[taiwan@avinent.com](mailto:taiwan@avinent.com)

**AVINENT COLOMBIA**  
[colombia@avinent.com](mailto:colombia@avinent.com)

**AVINENT POLAND**  
[poland@avinent.com](mailto:poland@avinent.com)

**AVINENT UNITED KINGDOM**  
[uk@avinent.com](mailto:uk@avinent.com)